

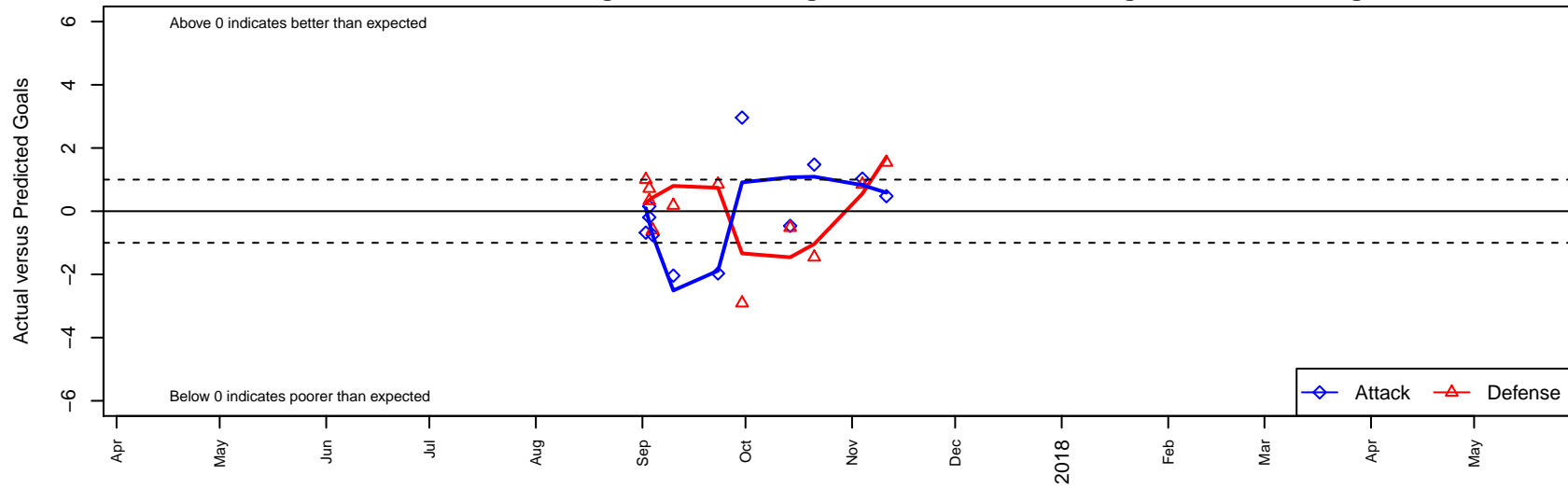
Fraser Valley Premier B00

, BC
B00 total strength=1760
attack=35.42 defense=21.98
fall league = BCSPL B00

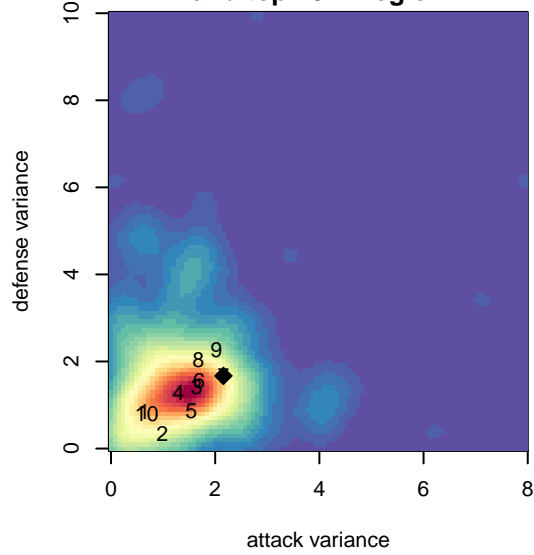
alt names used:
Fraser Valley Premier

Venues played:
2017 SX Cup U17/18 Premier – Tier 1 U17
2017 BCSPL B00

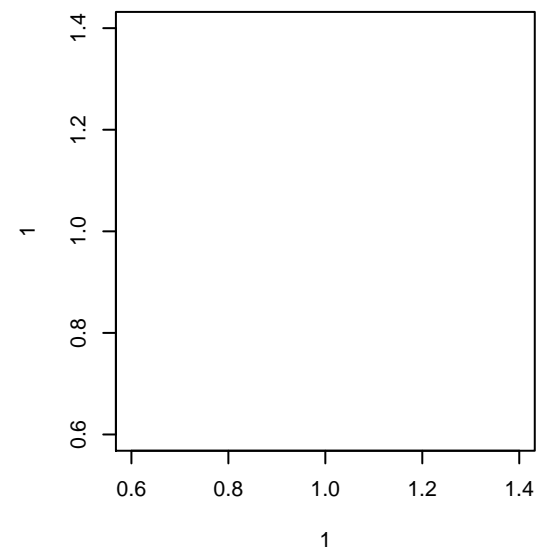
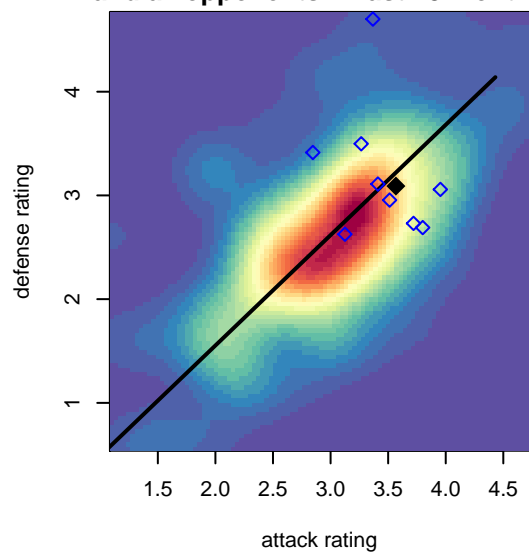
Fraser Valley Premier B00
Dots are actual minus expected GF (blue circles) and GA (red triangles).
Blue line is smoothed change in attack strength. Red is smoothed change in defense strength.



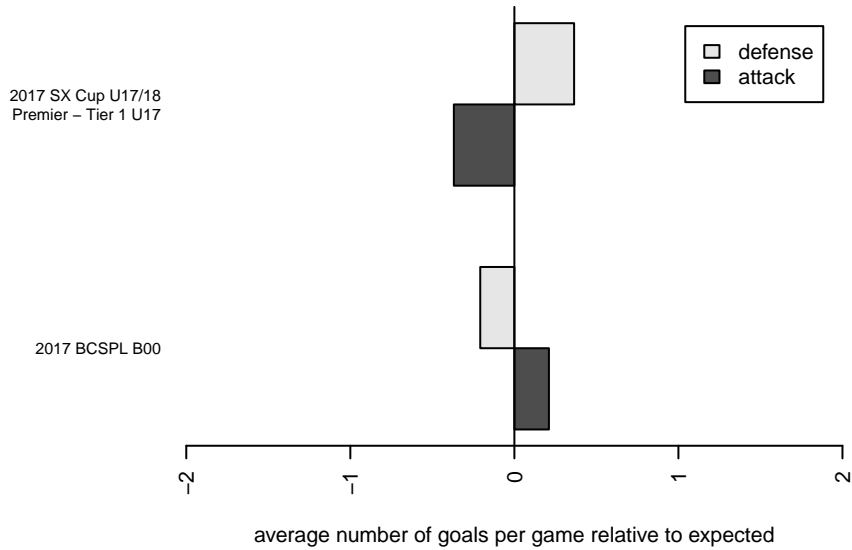
**attack and defense variance (black dot)
relative to other teams
and top 10 in region**



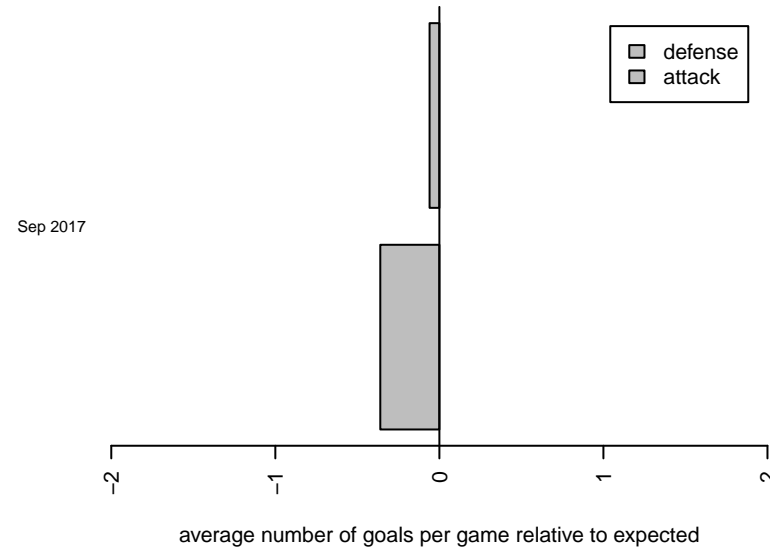
**attack and defense rating
relative to others at age
and all opponents in last 13 months**



Performance relative to 13 month average



Performance relative to 13 month average



date	home		away		venue	pred.home	pred.away
2017-11-11	Mountain United B00	1	Fraser Valley Premier B00	2	2017 BC SPL B00	2.54	1.52
2017-11-04	Fusion FC B00	1	Fraser Valley Premier B00	3	2017 BC SPL B00	1.85	1.97
2017-10-21	Fraser Valley Premier B00	3	Mountain United B00	4	2017 BC SPL B00	1.52	2.54
2017-10-14	Coquitlam Metro Ford Millennium B00	2	Fraser Valley Premier B00	0	2017 BC SPL B00	1.48	0.46
2017-09-30	Fraser Valley Premier B00	4	Surrey United B00	4	2017 BC SPL B00	1.04	1.09
2017-09-23	Fusion FC B00	1	Fraser Valley Premier B00	0	2017 BC SPL B00	1.85	1.97
2017-09-10	Fraser Valley Premier B00	0	Coastal FC B00	2	2017 BC SPL B00	2.04	2.18
2017-09-04	Fraser Valley Premier B00	1	Coastal FC B01	2	2017 SX Cup U17/18 Premier – Tier 1 U17	1.76	1.40
2017-09-03	Fusion FC B01	1	Fraser Valley Premier B00	2	2017 SX Cup U17/18 Premier – Tier 1 U17	1.33	1.85
2017-09-03	TOFC Canada B01	0	Fraser Valley Premier B00	1	2017 SX Cup U17/18 Premier – Tier 1 U17	0.72	1.19
2017-09-02	PASS Academy B01	0	Fraser Valley Premier B00	2	2017 SX Cup U17/18 Premier – Tier 1 U17	1.00	2.68